

Contents

Important User Information	2	Assembly	3
Safety Precautions	2		



Visit the Active Acoustics web page at wengercorp.com for more information.

Note: Please read and understand these instructions before proceeding.
Note: If you need additional information, contact Wenger Corporation using the information below.

Important User Information

General

Copyright © 2026 by Wenger Corporation

All rights reserved. No part of the contents of this manual may be reproduced, copied, or transmitted in any form or by any means including graphic, electronic, or mechanical methods or photocopying, recording, or information storage and retrieval systems without the written permission of the publisher, unless it is for the purchaser's personal use.

Printed and bound in the United States of America.

The information in this manual is subject to change without notice and does not represent a commitment on the part of Wenger Corporation. Wenger Corporation does not assume any responsibility for any errors that may appear in these instructions.

In no event will Wenger Corporation be liable for technical or editorial omissions made herein, nor for direct, indirect, special, incidental, or consequential damages resulting from the use or defect of these instructions. The manufacturer reserves the right to change this product at any time.

The information in this document is not intended to cover all possible conditions and situations that might occur. The end user must exercise caution and common sense when assembling or installing Wenger Corporation products. If any questions or problems arise, call the Wenger Corporation at (800) 4WENGER (493-6437) or +1-507-455-4100 worldwide.

Manufacturer

The Transcend® Stage Wall Storage System is manufactured by:

Wenger Corporation
555 Park Drive
Owatonna, MN 55060
(800) 4WENGER (493-6437) • +1 (507) 455-4100
wengercorp.com

Intended Use

- This product is intended for indoor use in normal ambient temperature and humidity conditions – it must not be exposed to prolonged outside weather conditions.
- This product is intended to be assembled, installed and used only as described in these instructions

Warranty

Warranty information is available at wengercorp.com.

Safety Precautions

Throughout this document you may find cautions and warnings which are defined as follows:

- **WARNING:** Failure to follow the instruction could result in serious injury or damage to property.
- **CAUTION:** Failure to follow the instruction could result in minor injury or damage to property.

Read and understand all of these safety instructions before any assembly, installation or use.

CAUTION

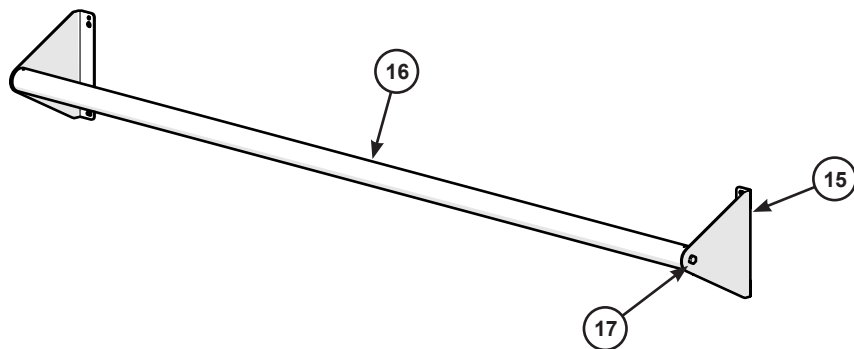
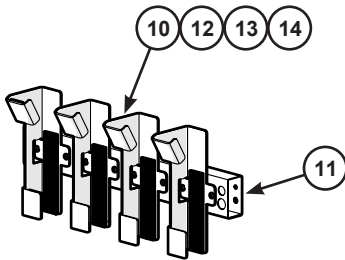
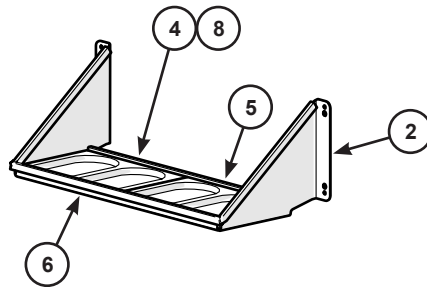
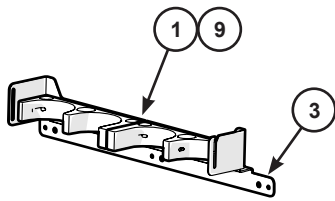
Make sure anyone assembling, installing or using this product has read and understands these instructions.

CAUTION

Failure to comply with Warnings and Cautions in this document or on the equipment can result in damage to property or serious injury.

Parts List

Item	Description	Item	Description	Item	Description
1	Flat Cradle	7	42" Strap (Not Shown)	13	Front Rubber Pad
2	Lower Bracket	8	Tape	14	3/16" Rivet
3	Upper Bracket	9	10-16 X 3/8" Sheet Metal Screw	15	Overhead Speaker Side Bracket
4	Lower Cradle	10	Lateral Hanger Bracket	16	Speaker Hanger Tube
5	Back Trim Edge	11	Lateral Hanger Tube	17	Capscrew, 5/16-18 X 1 3/8"
6	Front Trim Edge	12	Back Rubber Pad		



Assembly

Contact Wenger Corporation for the Transcend Stage Storage Cart assembly procedure.